Quadro 1

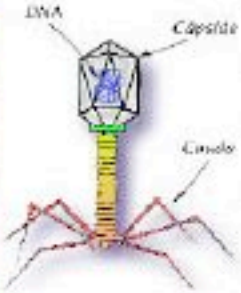

Bacteriofago infectando uma *E. Coli*.
Microscopia eletrônica de transmissão.
Aumneto 65.000 x
Crédito Biozentrum, Univ. of Bazel.

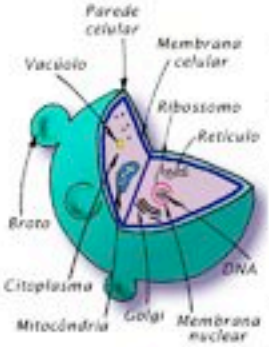

Cândida - tamanho 8 x 100 inch
Microscopia eletrônica de varredura
Aumento de 7.250x.
Crédito - Biozentrum, Univ. of Bazel.

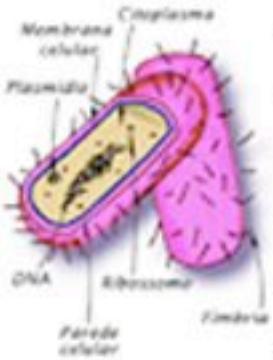

E. Coli - No B230/221
- KWANGSHIN KIN -
Aumento de 12.500x - TEM
Crédito - Biozentrum, Univ. of Bazel.